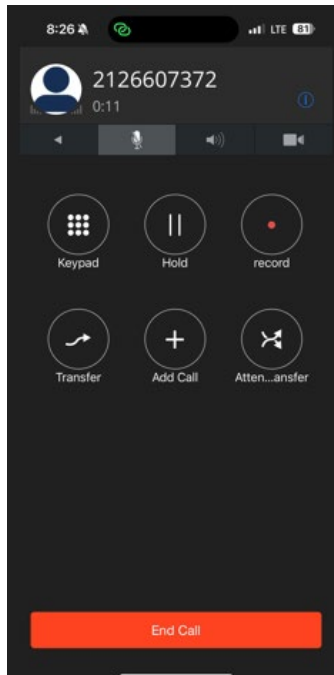


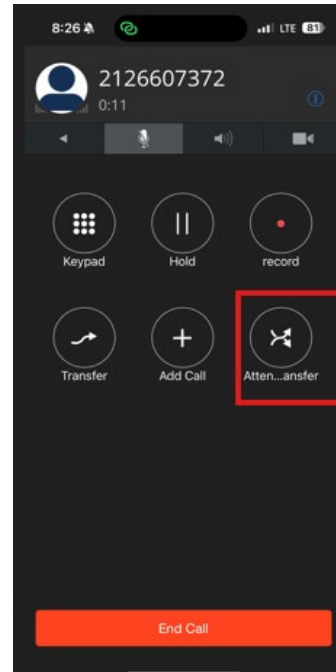
Attended Transfer on Mobile App – IOS

An **attended transfer** is a feature where the person initiating the transfer (the transferring party) first speaks to the transfer recipient (the target party) to confirm the transfer before completing it. This ensures the target party is prepared to take the call, providing a more seamless and professional handoff.

1. Establish a phone call




2. On the bottom right corner, select “Attended Transfer”



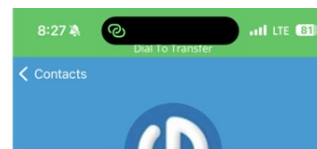
3. You can either dial the extension (**Option A,**) or you can select from the contacts list (**Option B,**)



Option A



Option B



Daniel Morris

Sip

7305

Mobile
4172240053

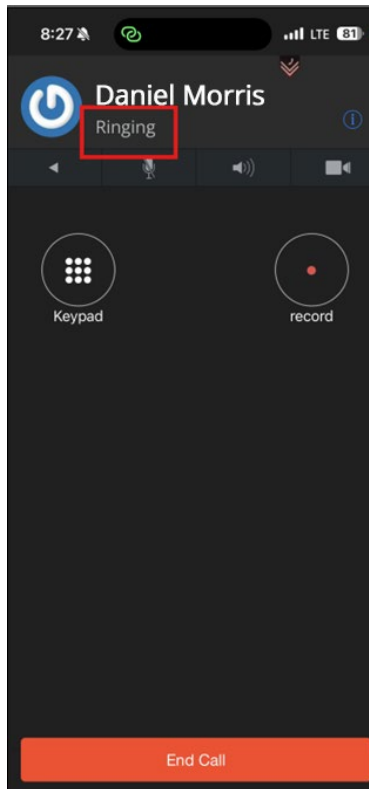
Email
dmorris@smartchoiceus.com

Ringtone Use Global Setting

US

If you choose from the contacts list, you will want to choose the “**Sip**” phone option.

4. You will be calling the person to whom you are transferring the call.



5. Once the call is answered, you can select “Transfer” and displayed at the top will say “Transfer Complete”.

